

ROEHAMPTON GARDEN SOCIETY

FOUNDED 1873

MONTHLY BULLETIN

July 2019

www.roehamptonallotments.co.uk

Show Update

We were lucky with the weather on Sunday 9th June when we opened the gates on Site 2 for the 'New Variety' Summer Show.

There was a much smaller range of categories to enter, but they represented what was seasonal amongst vegetables, fruits and flowers.



Shan's amazing globe artichokes

The 'Celebration of Summer' 'Cake-Off' was popular with 7 entries which were all very different and lovely in their own way.



The winning cake was voted for by the visitors. Ruth made the winning cake.



The most fragrant rose was also voted by visitors.



The produce stall was very well supported, the tables were groaning with tomato and aubergine seedlings and lots of flowering plants.





We had a bring along and share buffet table which worked well, alongside the tea and cake stall.



Callum selling his home-made punch.

Our very own auctioneer, David rounded off the afternoon with a splendid sale of donated goods –



And then the rain came, and we packed up and went home.

I would like to thank everyone who helped on the day and those who very generously donated to the produce stall, the cake stall and the buffet.

With a few tweaks I think we will look to do this again next summer.

Carol Martinez, Joint Show Chair

Welcome to new plot-holders:

Site 3

Anna & Slawomir Hajduk

CHAIR'S REPORT

At this time of year, it is a real pleasure taking a tour around the allotment sites seeing so many plots being inspiringly cultivated with very promising plots and lovely colourful flowers for the pollinators to enjoy as well as us.

Our store now has a splendid new roof. At the time of writing this report, the roof has not had its skylights put in but I am assured that the work will be completed very soon. Many thanks to Patrick Crawford for persistently working with Wandsworth Council in getting the job done so splendidly for us.

The new Policies have been edited to incorporate the comments from the membership. During this process it was evident that since there are many references to 'The Behaviour Policy' in several other documents, it was decided to revert to this title but with a supplementary title, so it now reads 'Behaviour Policy: a code for social cohesion', thus capturing the importance of behaviour that will not undermine our objective of having a friendly, cohesive Society. A comment on the Policies from a member fitted better as a new rule in the Letting Agreement document so rule 32 has been added. These edited Policies and the Letting Agreement with the new rule will be on our website as draft versions and will be taken to the AGM in November for final approval.

Talking of rules, it has come to light that some Plot Holder Partners (PHP) are not aware of some of the rules in the Letting Agreement. Please ensure that if you have a PHP they do read the Agreement, particularly the rules. The document can be found on our website at:

<http://www.roehamptonallotments.co.uk/wp-content/uploads/2018/11/RGS-Allotments-Letting-Agreement-and-Rules.pdf>

No bad thing for everyone to have a memory refresh as well!

I hope you are enjoying this warmer weather – certainly many of our allotment plants seem to be flourishing in the warm, long days.

Helen Finch, Chair

STORE REPORT

After the Store closed on Sunday 23 June, a team of volunteers arrived to pack up as much as they could in readiness for the work to replace the roof. We will be back on Saturday 6 July to clean up and put back everything that was packed away so that the Store can reopen on Sunday 7 July, subject to the work being completed. A big thank you to all that have helped with this.

We now have SB Plant Invigorator in stock. This is



our preferred plant pesticide as it is not only environmentally friendly, it also deals with mildew and acts as a foliar feed. It is £6 for a 500ml spray.

We have reordered the anti-bird netting which used to be black, but which is now dark green. It has also increased in price and we now have to sell it at £4.50 a metre. It is 4 metres wide. The netting is just the right size to let insects in but to keep birds out so is excellent for fruit bushes.

Maxicrop Seaweed Plus Tomato Fertiliser is very popular this time of year as a high potash feed for tomatoes. It is also good for flowering plants. We sell it for £5 per litre so bring along your bottles and we can fill them up for you.

Gill Tamsett, Trading Secretary

PLOT JOBS FOR THIS MONTH

Plot Jobs advice for July can be found on our website at

<http://www.roehamptonallotments.co.uk/category/plotjobsbymonth/>

SEEDS TO SOW NOW (ALL IN STOCK IN STORE)

DON'T FORGET ALL OUR KINGS SEEDS ARE TOP QUALITY


AND RGS MEMBERS ARE GIVEN A 10% DISCOUNT ON THE PACKET PRICE

As you harvest your summer crops you may find you have some spare room. Rather than leave that soil bare, here are some colourful and productive options for sowing now:

SOW GREEN MANURES

This is an environmentally friendly way to replace nutrients in your soil and suppress weeds! There is a wide variety to choose from in store and you can pick up a free explanatory leaflet.

e.g. Clovers, Rye Grass, Field Beans, Buckwheat, Phacelia, or Grazing Rye.



SEEDS TO CONTINUE TO SOW NOW TO HARVEST THIS YEAR

Beetroot e.g. Barbietola di Chioggia, Pablo etc perfect as baby or mature

Rocket e.g. Astra

French dwarf beans e.g. Safari, Sprite and The Prince

Kohl Rabi Purple Delicacy and **Turnip** Milan Purple Top or Snowball




CROPS TO SOW NOW FOR WINTER OR EARLY SPRING HARVEST

Kale e.g. Nero di Toscana or Cottagers (extremely hardy and will provide a tasty supply of leaves all winter)

Leaf Beet (Chard) e.g. Yellow, Rainbow, Rhubarb and Perpetual Spinach to crop right through winter

Cabbage Kilaton or Winter Green (Spring greens)


Lettuce Arctic King – a delicious Butterhead variety which will be ready by March.



We nearly have a new roof on the store, at the time of going to print the skylights still need to be fitted.



Scaffolding up



Men at work

CARING FOR OUR WILDLIFE

Female and male stag beetles have been seen on site 2 and nearby roads. These wonderful creatures are becoming rare so if you see one please recognise and respect it and if it is in danger move it to a safe place.



KIDS CORNER

DIY Container Ponds!

One of the things we most like to do in our allotment is check out the animals that visit our little pond. There is almost always at least one frog peering up at us whenever we have a look. As for smaller creatures, pond skaters, water beetles, and the larvae (babies) of various insects also call our tiny pond home.

Ponds provide a lot of fun for nature loving humans, but they also provide habitat, drinking water and food for many small animals. There are so many good reasons to add a pond to your garden or allotment, so why not give it a try?

Ponds don't have to be big, so if you only have a small space don't worry. An old plastic wash basin, a sink or a large saucepan will do just fine for a small DIY pond.



And this is ladybird larvae – so if you see one – it is a good bug.

Next step: it's best to dig your pond into the soil a bit, as this regulates the water temperature and also makes it easy for a variety of animals to access the pond. If you plan to keep your pond container on top of the soil, don't forget to create a ramp to help animals to get in or out. This can be made from bricks, rocks or sticks. It's also best to position your pond so that it gets some shade - otherwise it might heat up too fast on those hot summer days!

Once you've chosen a suitable container and location for your pond, it's time to line the bottom with stones, gravel or aquatic compost (which is much heavier and sandier than regular compost). This will give you somewhere to tuck in some lovely aquatic plants, which you can find in many large gardening centres or even online. Get small plants if you have a small pond, and no more than two or three (they will grow fast and spread out!). Even better than buying plants, why not ask someone who already has a pond if they would be happy to share some of their plants with you?

Finally, fill the pond up with water! Ponds are best filled with water from a rain barrel, but if this is not possible be sure to leave tap water out for 24 hours to give chlorine and other chemicals a chance to evaporate. We always leave a full can of water on the allotment so that next time we come, it will be ready to pour into the pond if the water level is getting a bit low.

As for animals, you don't need to put any in the pond - they will come on their own! Just give them a bit of time, then sit back and watch your very own little ecosystem unfold!



Brenna's friendly frog

Brenna Lattimore

National Park City

Some of you will have been interested in the progress of the setting up of the National Park City.

The launch of the National Park City is happening at a week-long festival between 20th and 28th July on the South Bank around The Royal Festival Hall and City Hall. The official launch date is 22nd July.

There are lots of free events being laid on in and around London.

Follow the link for further information.

<https://london.us18.list-manage.com/track/click?u=2d610d458d87fc7c6dd1ae916&id=66604d037d&e=971ecab9f9>

RHS Updates

The new Welcome Centre is now open with a 100-seater table service restaurant, café and shop.

There is a fuchsias in the glasshouse exhibition between 6th July and 18th August and a carnivorous plant show on 20th and 21st July.



The lavender fields at Mayfield Farm in Banstead are a lovely way to spend an afternoon at this time of year. Try the lavender scones with tea.



This made me laugh.

July RECIPE

Spiced Moroccan courgette stew.

We will all have a glut of courgettes soon. This is an easy recipe to use some of them up.



Ingredients

1tbsp sunflower oil
1 onion, chopped
2 cloves of crushed garlic
600g courgettes, cut into chunks
1/2tsp honey
1/2 cinnamon stick
1/2tsp ground coriander
1/2tsp ground cumin
1/2tsp paprika
400g can chopped tomatoes
Grated zest 1/2 orange
A little chopped parsley and a wedge of lemon or orange, to garnish

Method

1. Heat the oil in a small flameproof casserole and fry the onions until tender and transparent.
2. Add the garlic and courgettes and fry for a few minutes until lightly browned.
3. Add the honey and spices and cook for 1 minute to release the fragrance and then add the chopped tomatoes and orange zest.
4. Bring to the boil then reduce the heat and simmer for 15 minutes until the courgettes are tender and the sauce has reduced and

thickened slightly. Sprinkle with parsley and garnish with a wedge of lemon or orange.

Serve as a main course with flat bread, couscous or quinoa or as a side dish. Cooked meat can be added at step 3.



Artan's home grown and home preserved olives



Jackie and Sheila's 5kg of cherries, after successfully netting their tree from the birds.

NOTICES

DATES FOR YOUR DIARY

Autumn Show – Saturday 21st September –
St Margaret's Church Hall

AGM – Thursday 14th November -
Roehampton Cricket Club House

Roehampton Cricket Club started in 1842! Based on Putney Heath ground (opposite what was The Telegraph pub).

Adults and mixed Juniors sections. **New Members always welcome.**

Tel: 07736 743183

www.roehamptoncricketclub.com

<https://www.facebook.com/RoehamptonCricketClub>

RHS CONTACTS

Committee Chair: Helen Finch.

Site 2 Joint Allotment Secretaries Mariangela Renshaw & Elizabeth Smart.

Site 3 Joint Allotment Secretaries: Vivian Fowler & Alison Linton.

Site Manager: Catherine Maunsell-Bower.

Comments or questions for Chair and/or Committee via website:

rgs.sw15@gmail.com

All policies and procedures are on our website.

www.roehamptonallotments.co.uk

RGS email

As you know the email system was changed last year. Those of you on email should all have been receiving emails

from rgs.sw15@gmail.com. If you have not been receiving any, then please check your spam/junk folders. In order to be sure to get them in future please set

up rgs.sw15@gmail.com as a known contact.

Or email rgs.sw15@gmail.com

RGS ADDRESS AND POST BOX

Fixed to the gate at site 2,

Roehampton Garden Society

The Pleasance Allotments

The Pleasance

London SW15 5HF

PLOT NUMBERING

Please ensure your plot is clearly numbered and the label is not hidden under some plants!

You can make your own; have a look round and you will see some lovely creative designs, or you could buy one in slate or metal from a garden centre. Make sure it is large enough for the number to be seen clearly from the side path and it doesn't fade. You could also paint the number onto your shed. Failing that, we have large white plastic ones with stick on numbers and letters that you can collect free in the store. These will last you for several years.

BASIC RULES FOR THE PROMOTION OF SOCIAL COHESION ON OUR ALLOTMENT SITES

- Respect the rights and belongings of other plot holders.
- No dogs without leads.
- No unsupervised children.
- Lock the gate behind you.
- Dispose of your own rubbish.
- No structures to be erected or trees to be planted without permission of your Site Secretary. *If you think someone is breaking the rules contact a committee member or me, Helen Finch, rather than confront another plot holder.* Helen.finch2@btinternet.com
07736 422373

THE CONSERVATION FOUNDATION TOOL SHED

Mend and re-furbish old garden tools

www.conservationfoundation.co.uk

DISCOUNTS

If you haven't picked up your new membership card yet don't forget to ask next time you are in the store on site 2.

Adrian Hall, East Sheen

On presentation of your RGS membership card you will receive 10% discount on horticultural goods that you take away with you, not on delivered items.

Neal's, Heathfield Road, SW18 3HR (opposite Wandsworth Prison)

Register for their loyalty card, as an RGS member by showing your membership card, giving your name, email address, post-code. A 7% retrospective discount on goods purchased is applied and can be redeemed at the time of the next purchase (like a Nectar card). The amount of discount is recorded as 'points' on the card and shown on each till receipt. £5.00 worth of points is put on your card as a thank you when you register. If you are over 50, and a loyalty card member, you will receive 10% discount on Wednesdays.

AUSTIN MOWERS

Repairs and sells reconditioned mowers and sharpens shears.
300 Garrett Lane, SW18 4EH
020 8874 4206
www.austinmowers.com
austinmowers@aol.com

YOUR LOCAL LOCKSMITH Professional & Reliable Service

Complete Security Specialists

Keys Cut

**Lock & Safes Emergency Locksmith
Security Gates & Grilles Alarms**

391 Upper Richmond Road West, East Sheen, SW14 7NX

0208 392 2233

SECURITY

If you see someone trespassing or causing damage on the Sites, or in an emergency phone 999 or text phone 18000.

NEW DAWN GARDENS

Artan Deliallisi, one of our plot holders, offers regular or casual maintenance for gardens. He will repair or build fences, gates, sheds, paving, walls and arches. 07411 288485

artandeliallisi@gmail.com

MANTRA LANDSCAPES

Grounds maintenance specialists'

www.mantralandscapes.com

Alexander Barrington Thompson-Byer. 07985 463 283

The store is open on Sunday mornings between 10 -12.00 noon. Café, serving teas, coffee and homemade cake

NEXT BULLETIN

Beginning of September 2019. Editor Carol Martinez.

Email stories and photos to carolmartinez@hotmail.co.uk by 27th August.

Recipe suggestions always welcome.